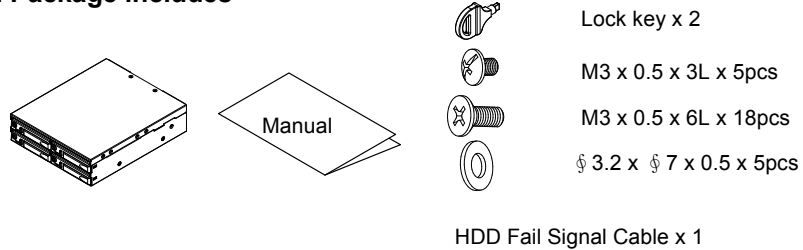


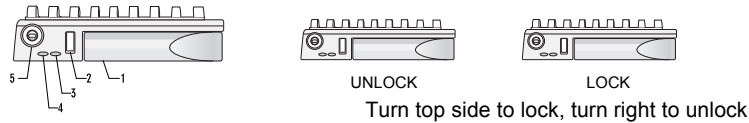
Enhance Technology QuadraPack X14

4 x 2.5" HDD in 1 x 5.25" SATA / SAS Internal HDD Enclosure

1. Package includes

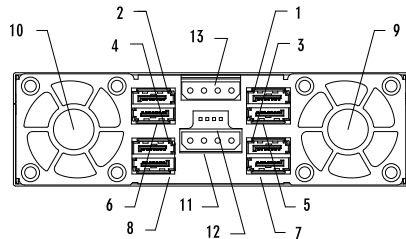


2. Front Panel Indicator & Key Lock



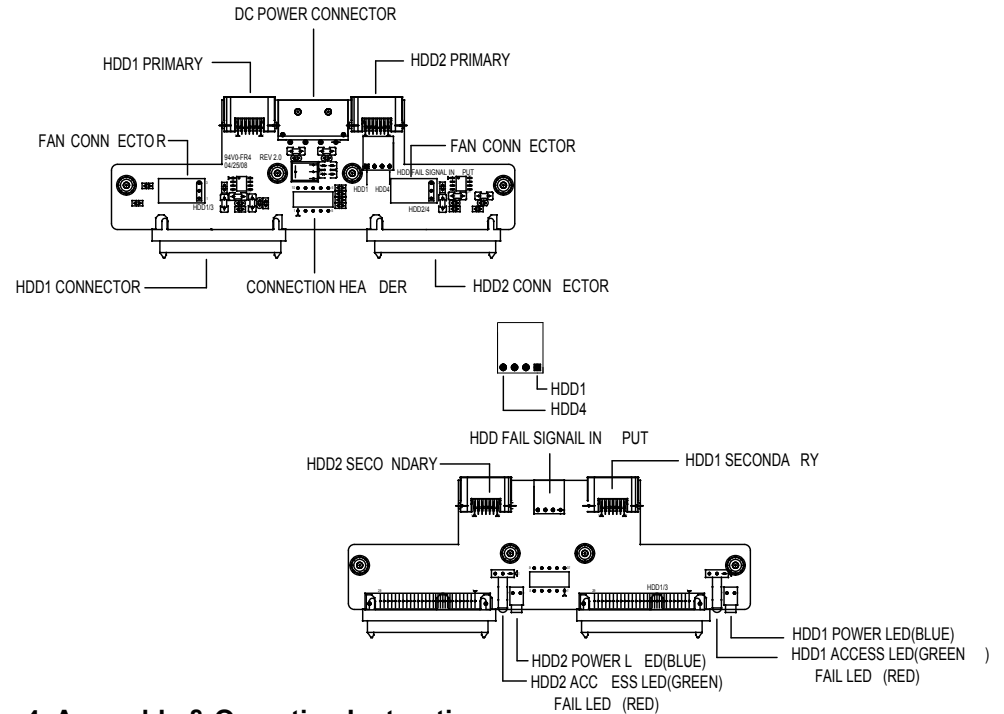
1. HDD Tray Bezel
2. HDD Tray Latch
3. HDD LED
4. Power On LED (Blue)
 - a. HDD Access (Green)
 - b. HDD Fail (Red)
5. Tray Key Lock

3A. Rear panel & Configuration



- 1 ~ 4 - **Primary HDD (SATA/SAS connector)**
 Connect cable to connector 1-4 for SATA/SAS HDD (Single channel for SAS)
- 5 ~ 8 - **Secondary HDD (SAS connector)**
 Connect cable to connector 5-8 for SAS HDD (Dual channel)
- 9 ~ 10 - **40mm cooling fan**
- 11, 13 - **5V/12V DC Power in**
 Connect both power in if needed
- 12 - **HDD fail signal out**
 Connect the provided cable to backplane HDD Fail Signal Input and host, the HDD Fail LED (Red) will blink when HDD failed, but only if host (RAID card) has this function.

3B. Backplane Layout & Configuration



4. Assembly & Operation Instruction

A. Pull out the HDD tray by press the latch button

B. HDD Assembly

Using 4 pcs screws to fix each HDD onto the HDD tray, then insert the HDD tray into the housing

